

Schwab International Index Fund®

Investment objective

The Fund's goal is to track the performance of a benchmark index that measures the total return of large, publicly traded non-U.S. companies from countries with developed equity markets outside of the U.S.

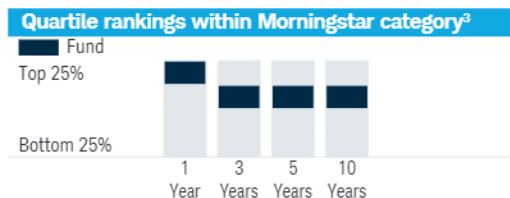
Fund highlights

- A straightforward, low-cost fund with no investment minimum
- The Fund can serve as part of the core of a diversified portfolio
- Simple access to large-cap equities from developed international countries
- Invests in the largest companies across 21 developed markets in Europe, Australasia and the Far East

Fund details	
Total net assets	\$8,491,019,091
Inception date	05/19/97
Expense ratio ¹	0.06%
Ticker symbol	SWISX
Number of securities	797
Distribution frequency	Annual
CUSIP	808509830
Index name	MSCI EAFE® Index (Net)
Portfolio turnover rate (1-year trailing)	7.16%
Minimum initial investment	None
Minimum balance	None
Loads/12b-1 fees	None

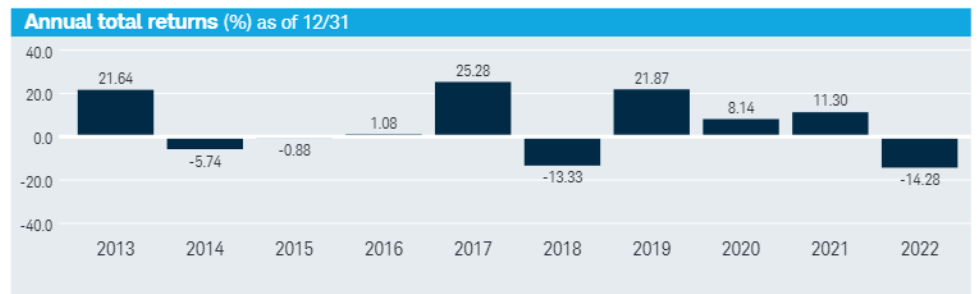
Morningstar Rating™ and Style Box ²	
Fund Category:	Foreign Large Blend
Rating	★★★★
Overall	★★★★
Three-Year	★★★★
Five-Year	★★★★
Ten-Year	★★★★
Investment Style	VALUE BLEND GROWTH

Source: Morningstar, Inc. As of 03/31/23, the Morningstar Rating for the total number of Foreign Large Blend funds for the three-, five- and ten-year periods were 231/692, 163/623, and 124/418 respectively. The ratings reflect historical risk-adjusted performance and the Overall Rating is derived from a weighted average of the Fund's three-, five- and ten-year Morningstar Rating metrics.



Rank within category is independently calculated and compares this Fund's total annual return to that of other funds in the same category and its figures are not adjusted for any fees and expenses, loads, sales charges, or taxes. As of 03/31/23, the quartile ranking of Foreign Large Blend funds for the one-, three-, five- and ten-year periods were 169/744, 231/692, 163/623, and 124/418, respectively.

Performance (%) as of 3/31/23	Cumulative		Annualized				
	3 Months	Year to Date	1 Year	3 Years	5 Years	10 Years	Since Inception
Fund	8.61	8.61	-0.10	13.43	3.59	5.02	4.42
MSCI EAFE® Index (Net) ³	8.47	8.47	-1.38	12.99	3.52	5.00	4.78
MSCI EAFE Fair Value Index (Net) ^{3,4}	8.58	8.58	-0.16	13.31	3.56	5.03	-
International Spliced Index ³	8.47	8.47	-1.38	12.99	3.52	5.00	4.57
Category Average ³	7.79	7.79	-2.32	12.54	2.86	4.67	-



Performance data quoted represents past performance and is no guarantee of future results. Returns are based on total return, which assumes reinvestment of dividends and distributions. Investment returns and principal value will fluctuate so that an investor's shares, when sold or redeemed, may be worth more or less than their original cost. Current performance may be lower or higher than performance data quoted. To obtain performance information current to the most recent month end, please visit www.schwabassetmanagement.com.

Index performance returns do not reflect any management fees, transaction costs or expenses, which would lower performance. They assume dividends and distributions were reinvested. Indices are unmanaged and cannot be invested in directly.

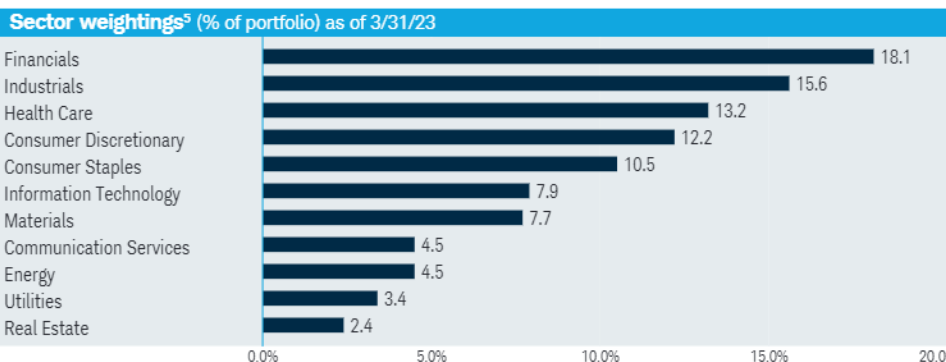
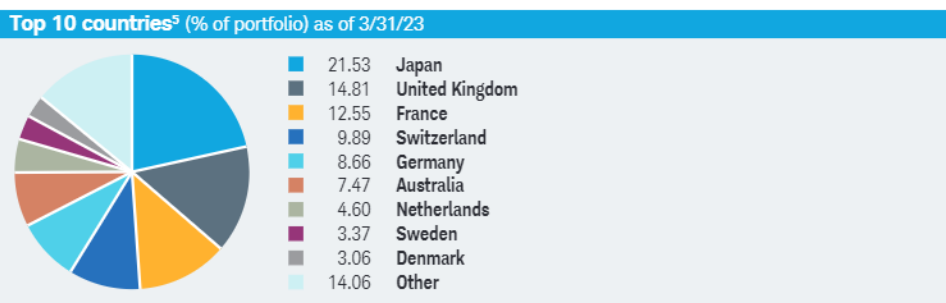
The first index listed for the fund is the fund's primary benchmark, as shown in the prospectus. Additional indices shown are provided for comparative purposes.

Statistical information (3 Yr.) as of 3/31/23	
Sharpe ratio	0.66
Standard deviation	19.01%

Data provided by Zephyr StyleADVISOR as of 03/31/23.

Investors should consider carefully information contained in the prospectus, or if available, the summary prospectus, including investment objectives, risks, charges and expenses. You can view and download a prospectus by visiting www.schwabassetmanagement.com/prospectus. Please read the prospectus carefully before investing.

Portfolio characteristics ⁵ as of 3/31/23		
	Fund	MSCI EAFE® Index (Net)
Wtd. avg. market capitalization (in millions)	\$84,209	\$84,202
Price-to-earnings ratio	13.77	13.77
Price-to-book ratio	1.69	1.69
Price-to-cash-flow ratio	6.64	6.64
Return on equity	17.46%	17.50%
5-year earnings growth	8.48%	8.47%



Sector and/or industry weightings for the portfolio are determined using the Global Industry Classification Standard (GICS). GICS was developed by and is the exclusive property of MSCI and Standard & Poor's (S&P). GICS is a service mark of MSCI and S&P and has been licensed for use by Charles Schwab & Co., Inc.

Data provided by FactSet as of 03/31/23, unless otherwise noted.

Top 10 holdings ^{5, 6} (% of portfolio) as of 3/31/23	
Nestle S.A.	2.19
ASML Holding NV	1.79
Novo Nordisk A/S Class B	1.71
LVMH Moet Hennessy Louis Vuitton SE	1.66
AstraZeneca PLC	1.40
Shell Plc	1.32
Roche Holding Ltd Dividend Right Cert.	1.31
Novartis AG	1.29
BHP Group Ltd	1.05
Toyota Motor Corp.	0.98
TOTAL	14.70

Find out more today
 For more information, please visit www.schwabassetmanagement.com.
 For additional information about the indices and terms shown, please visit www.schwabassetmanagement.com/resources/glossary.

International investments involve additional risks, which include differences in financial accounting standards, currency fluctuations, geopolitical risk, foreign taxes and regulations, and the potential for illiquid markets. Investing in emerging markets may accentuate these risks. Large-cap companies are generally more mature and the securities issued by these companies may not be able to reach the same levels of growth as the securities issued by small- or mid-cap companies. Diversification strategies do not ensure a profit and do not protect against losses in declining markets.

¹ As stated in the prospectus. These figures may differ from those presented in a fund's shareholder report.
² Morningstar proprietary ratings reflect historical risk-adjusted performance. For each fund with at least a 3-year history, Morningstar calculates a Morningstar Rating™ based on a Morningstar risk-adjusted return measure that accounts for variation in a fund's monthly performance (including the effects of sales charges, loads and redemption fees), placing more emphasis on downward variations and rewarding consistent performance. (Each share class is counted as a fraction of 1 fund within this scale and rated separately, which may cause slight variations in the distribution percentages). The top 10% of the funds in an investment category receive 5 stars, 22.5% receive 4 stars, 35% receive 3 stars, the next 22.5% receive 2 stars, and the bottom 10% receive 1 star.
³ Source: Morningstar, Inc. as of 03/31/23.
⁴ A fair value index measures returns adjusted to reflect price and foreign exchange rate changes for index securities in markets that have closed prior to the close of the New York Stock Exchange. Fair value index returns are calculated using fair value adjustment factors as of the close of the New York Stock Exchange provided by Interactive Data's (IDCo) Fair Value Information Service.
⁵ Data provided by FactSet as of 03/31/23.
⁶ Portfolio holdings are as of the date shown and may not represent current or future holdings and are not a recommendation of individual securities by the investment adviser. Securities information includes trades posted to the Fund as of trade date.

International Spliced Index An internally calculated index comprised of the Schwab International Index from inception of the Schwab International Index Fund until the close of business on December 20, 2011, the MSCI EAFE Index from December 21, 2011 until the close of business on February 28, 2013, and the MSCI EAFE Index (Net) from March 1, 2013 forward.

© 2023 Morningstar, Inc. All rights reserved. The information contained herein: (1) is proprietary to Morningstar and/or its content providers; (2) may not be copied or distributed; and (3) is not warranted to be accurate, complete, or timely. Neither Morningstar nor its content providers are responsible for any damages or losses arising from any use of this information. Past performance is no guarantee of future results.

"MSCI EAFE" is a registered mark of MSCI and has been licensed for use by the Schwab International Index Fund. The funds or securities referred to herein are not sponsored, endorsed, or promoted by MSCI and MSCI bears no liability with respect to any such funds or securities or any index on which such funds or securities are based. The Schwab International Index Fund's prospectus and SAI contain a more detailed description of the limited relationship MSCI has with CSIM and any related funds.

Schwab Asset Management™ is the dba name for Charles Schwab Investment Management, Inc., the investment adviser for Schwab Funds. Schwab Funds are distributed by Charles Schwab & Co., Inc. (Schwab), Member SIPC. Schwab Asset Management and Schwab are separate but affiliated companies and subsidiaries of The Charles Schwab Corporation.

©2023 Charles Schwab Investment Management, Inc. All rights reserved. SLS88533-30 (0423-3VT7) (04/23)